QuayStreet Socially Responsible Investment

31 August 2026

FUND DESCRIPTION

The guiding philosophy of the SRI Fund is to endeavour to have a diversified portfolio of investments that are considered to be environmentally and socially sustainable, whilst still applying our traditional portfolio investment criteria. The fund invests in fixed interest and growth assets which are selected in accordance with our Socially Responsible Investment Policy (SRI Policy). The SRI Policy contains information relating to the benefits of investing in the SRI Fund and is available on the offer register, disclose-register.companiesoffice.govt.nz and the QuayStreet website, quaystreet.com/socially-responsible-investment-process.

FUND FACTS

Launch Date	31-Oct-07
Management Fee*	1.00%
Unit Price	$3.3095
Fund Net Asset Value	$104,638,553
Monthly Fund Return (before fees and tax)	1.45%
Monthly Benchmark Return	1.22%

*There *may be* additional expenses that are not included in the fixed management fee. For an estimate of the total annual fund charges, please refer to section 5 of the latest product disclosure statement available at quaystreet.com.

ASSET ALLOCATION

	Current	Range
Growth Assets	59.1%	40-100%
Defensive Assets	40.9%	0-60%
Australasian Equity	16.6%	0-100%
International Equity	39.5%	0-100%
NZ Fixed Interest	26.6%	0-60%
International Fixed Interest	0.2%	0-60%
Listed Property	1.8%	0-40%
Commodities	1.2%	0-10%
Cash	14.1%	0-60%

Note that International Fixed Interest includes Australian Fixed Interest.

PERFORMANCE BENCHMARK**

	WEIGHT
MSCI World (NZD) Net Total Return Index	32%
MSCI World (NZD Hedged) Net Total Return Index	8%
S&P/NZX 50 Gross Index	10%
S&P/ASX 200 Total Return Index	10%
S&P/NZX Inv. Grade Corporate Bond Total Return Index	30%
S&P/NZX Bank Bills 90-Day Total Return Index	10%

** All benchmark indices are measured in local currencies unless specified otherwise.

REGIONAL EXPOSURE

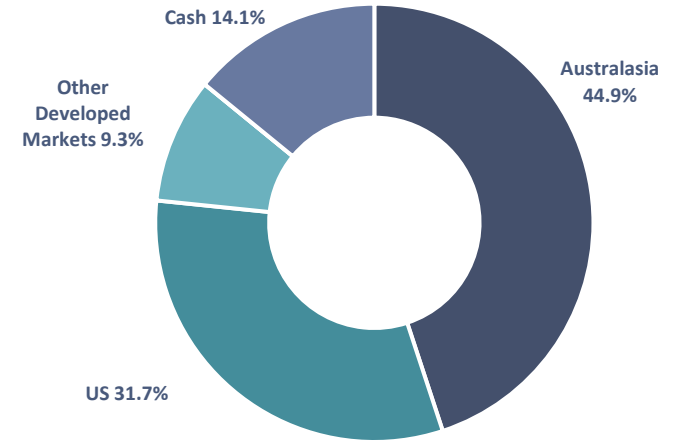

FUND RETURNS (before fees and tax)

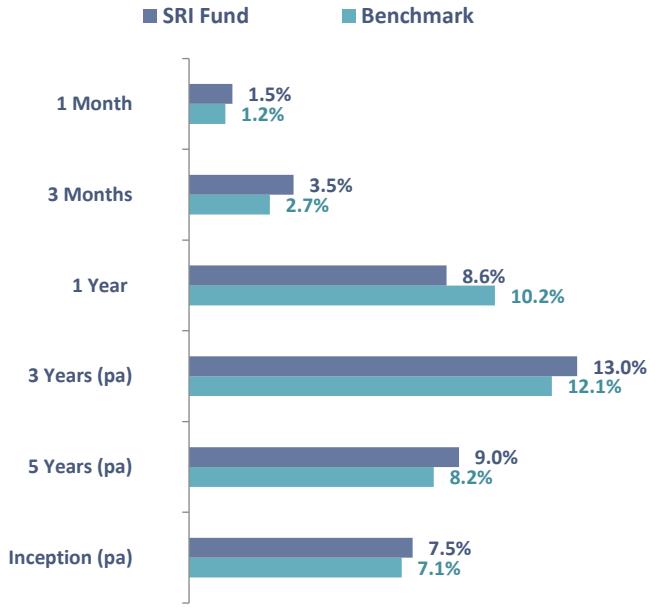

TOP 5 FIXED INTEREST SECURITIES (ex. cash)

1. NZ Govt Inflation Linked (Sep 2030)	2.8%
2. Meridian Energy Green bond (Mar 2032)	1.9%
3. KiwiBank Perpetual Capital Notes	1.3%
4. Investore Property (Aug 2027)	1.2%
5. NZ LGFA (Apr 2033)	1.2%

TOP 5 EQUITY SECURITIES

1. Apple	2.4%
2. Microsoft	1.9%
3. NVIDIA	1.7%
4. Alphabet	1.7%
5. Fisher & Paykel Healthcare	1.6%

QUAYSTREET ASSET MANAGEMENT

Winner of the Morningstar Award 2025 Fund Manager of the Year - KiwiSaver New Zealand

Winner of the INFINZ Awards 2025 - Chapman Tripp Diversified Growth Fund Manager of the Year

Winner in Canstar's Outstanding Value KiwiSaver Scheme Awards 2025

FURTHER INFORMATION?
Contact the QuayStreet Service Team
0800 782 900
info@quaystreet.com

QuayStreet Socially Responsible Investment

31 August 2026

FUND RETURNS

	1 Month	3 Months	6 Months	1 Year	3 Year (pa)	5 Year (pa)	Inception (pa)
Returns before fees and tax							
SRI Fund	1.45%	3.50%	4.45%	8.62%	13.00%	9.04%	7.48%
Benchmark Return[1]	1.22%	2.71%	5.04%	10.24%	12.15%	8.19%	7.12%
Returns after fees and tax [2]							
Highest PIR Tax Rate (28%)	1.33%	3.11%	3.71%	7.04%	10.87%	7.14%	5.69%
Medium PIR Tax Rate (17.5%)	1.35%	3.17%	3.81%	7.27%	11.28%	7.48%	6.10%
Low PIR Tax Rate (10.5%)	1.36%	3.21%	3.88%	7.44%	11.57%	7.70%	6.32%
Zero PIR Tax Rate	1.38%	3.27%	3.97%	7.69%	11.98%	8.04%	6.81%

1. Historic performance includes benchmark that was applicable at the time. Information on the Benchmark indices are available in the Other Material Information document available at quaystreet.com or on the offer register; business.govt.nz/disclose
2. Includes Fees and Tax deducted at the Fund level but not advisory or any other third party expenses.

Cumulative returns since inception (before fees and tax)

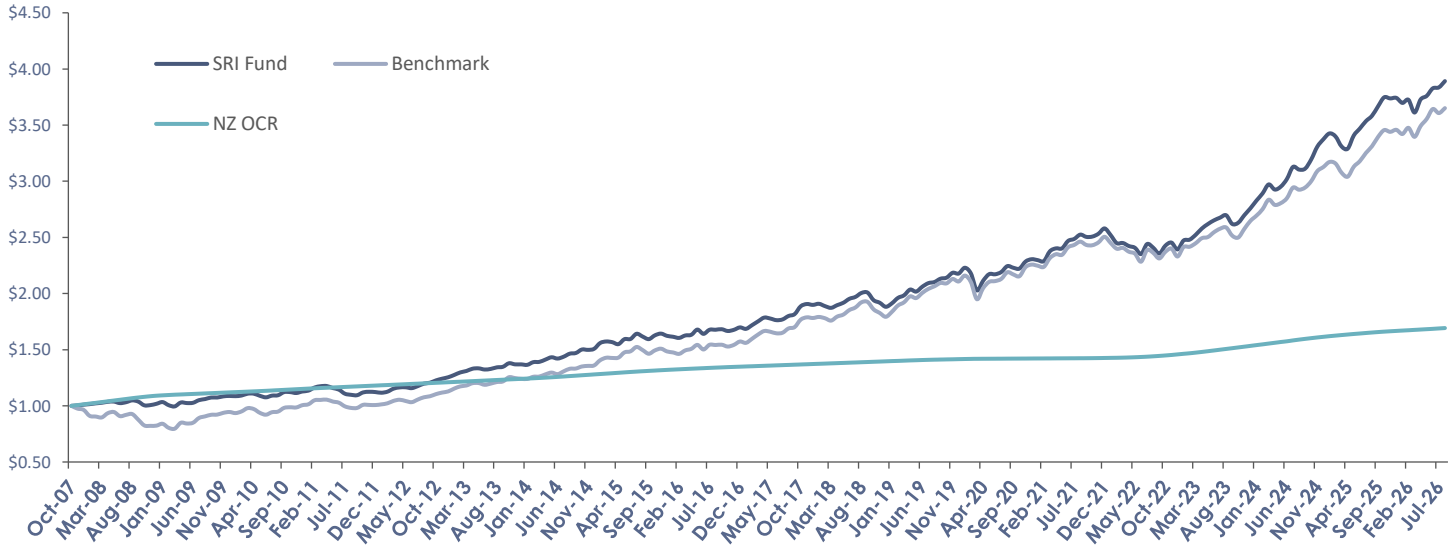

Currency Hedging
The fund's foreign currency exposure is actively managed in a manner consistent with the investment objectives and the performance benchmark of the fund. The fund's current (after hedging) exposure to foreign currencies is 36% compared to the benchmark foreign currency exposure of 40%.

Smartshares Limited (Smart) is the manager and issuer of the QuayStreet Funds. A Product Disclosure Statement (PDS) is available by contacting the QuayStreet Client Services team on 0800 782 900 or visiting www.quaystreet.com

This information is intended to provide a general overview of the fund and whilst the information is believed to be accurate and complete at the time of issue no guarantee or warranty is given nor responsibility accepted in this respect. Asset allocations can be changed from time to time and may be different because of factors such as market conditions and our ability to buy or sell assets at that time. Investments are subject to risks, the values can go down as well as up and investors may not get back the full amount invested.

Past performance is not a reliable guide to future performance. Returns or performance are not guaranteed by Smart, The New Zealand Guardian Trust Company Limited (as supervisor of the QuayStreet Funds), any related companies or any other person. This information is not a substitute for professional advice and does not take into account the investment objectives, financial situation or particular needs of any particular person. We recommend you read the PDS and seek professional assistance from a licensed financial advice provider.

The funds or securities referred to herein are not sponsored, endorsed, or promoted by MSCI, and MSCI bears no liability with respect to any such funds or securities. Please refer to www.msci.com/legal for further details.

This report refers to indices that are products of S&P Dow Jones Indices LLC and are licenced for use by Smart. A full disclaimer for the use of these products can be found at https://quaystreet.com/Terms-And-Conditions

QUAYSTREET ASSET MANAGEMENT

Winner of the Morningstar® Award 2025 Fund Manager of the Year - KiwiSaver New Zealand

Winner of the INFINZ Awards 2025 - Chapman Tripp Diversified Growth Fund Manager of the Year

Winner in Canstar's Outstanding Value KiwiSaver Scheme Awards 2025

FURTHER INFORMATION?
Contact the QuayStreet Service Team
0800 782 900
info@quaystreet.com